



MODEL ER14250
Lithium Thionyl Chloride
(Li-SOCl₂) Battery

(International size reference: 1/2AA, ER14250)

ELECTRICAL CHARACTERISTICS

(typical values for cells stored for one year or less, at 25°C)

<p>■ Nominal capacity (at 1.0 mA, +25°C, 2.0V cut off. The capacity restored by the cell varies according to current drain, temperature and cut off voltage.)</p>	1.20Ah
<p>■ Rated voltage</p>	3.6 V
<p>■ Maximum recommended continuous current (to get 50% of the nominal capacity at +25°C with 2.0V cut off. Higher currents possible. Consult Omnicel.)</p>	40 mA
<p>■ Pulse capability: varies according to pulse characteristics (frequency and duration), temperature, cell history (storage conditions prior to usage) and the application's acceptable minimum voltage.</p>	
<p>■ Maximum pulse current capability Rated 1 sec. pulse capability (to 3V)</p>	100 mA 20 mA
<p>■ Storage (recommended) (possible without leakage)</p>	30°C max -55° / +120°C
<p>■ Operating temperature range (Operation at temperature different from ambient may lead to reduced capacity and lower voltage plateau readings.)</p>	-55° / +85°C

⚠ WARNING:
 Fire, explosion and severe burn hazard. Do not recharge, crush, disassemble, heat above 212°F (100°C), incinerate, or expose contents to water.

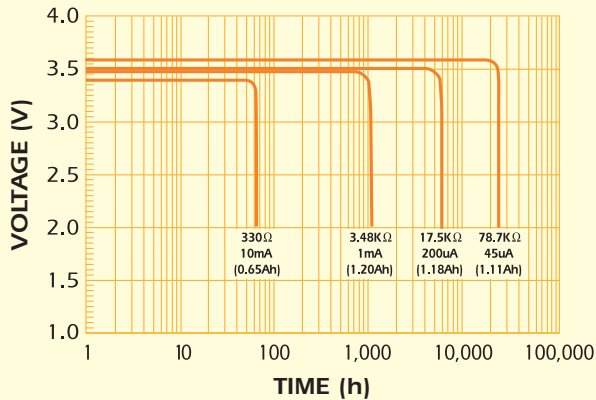
KEY FEATURES

- ✓ High and stable operating voltage
- ✓ High minimum voltage during pulsing
- ✓ Low self discharge rate (less than 1% after 1 year of storage at +25°C)
- ✓ Stainless steel container
- ✓ Hermetic glass-to-metal sealing
- ✓ Non-flammable electrolyte
- ✓ Compliant with IEC 86-4 safety standard and EN 50020 intrinsic safety
- ✓ Non restricted for transport
- ⚠ Underwriters Laboratories (UL) Component Recognition (File Number MH 47566)

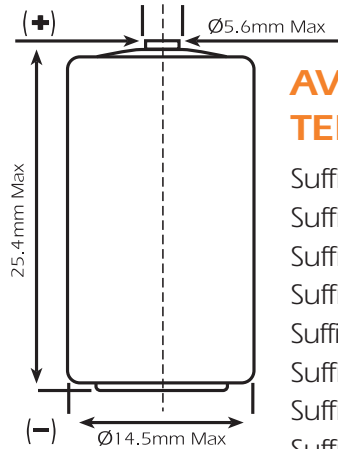
MAIN APPLICATIONS

- ✓ Utility metering
- ✓ Alarms and security devices
- ✓ Memory back-up
- ✓ Tracking systems
- ✓ Tollgate systems
- ✓ Automotive electronics
- ✓ Professional electronics ... etc.

DISCHARGE CHARACTERISTICS @ +25°C



ER14250

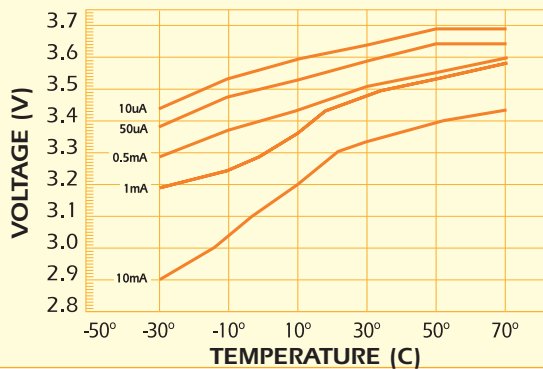


AVAILABLE TERMINATIONS

Suffix -/S	Standard
Suffix -/T	Solder Tabs
Suffix -/P	Axial Pins
Suffix -/2PT	Polarized Tabs
Suffix -/3TP	Polarized Tabs
Suffix -/3PT	Polarized Tabs
Suffix -/3PF	Polarized Tabs
Suffix -/4PF	Polarized Tabs

[View available terminations](#)

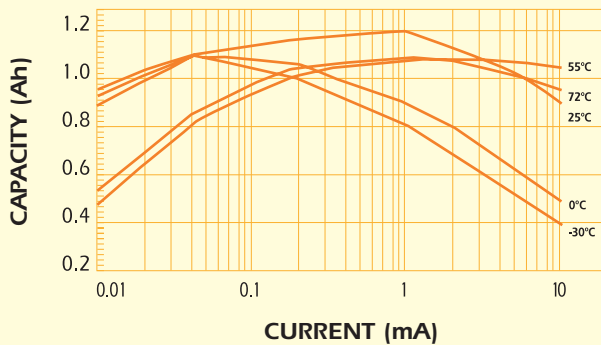
VOLTAGE VS. TEMPERATURE



PHYSICAL CHARACTERISTICS

Diameter (max)	14.5 mm (0.571")
Height (max)	25.4 mm (0.992")
Typical weight	10 g (0.353oz)

CAPACITY VS. CURRENT



PULSE DISCHARGE CHARACTERISTICS

